



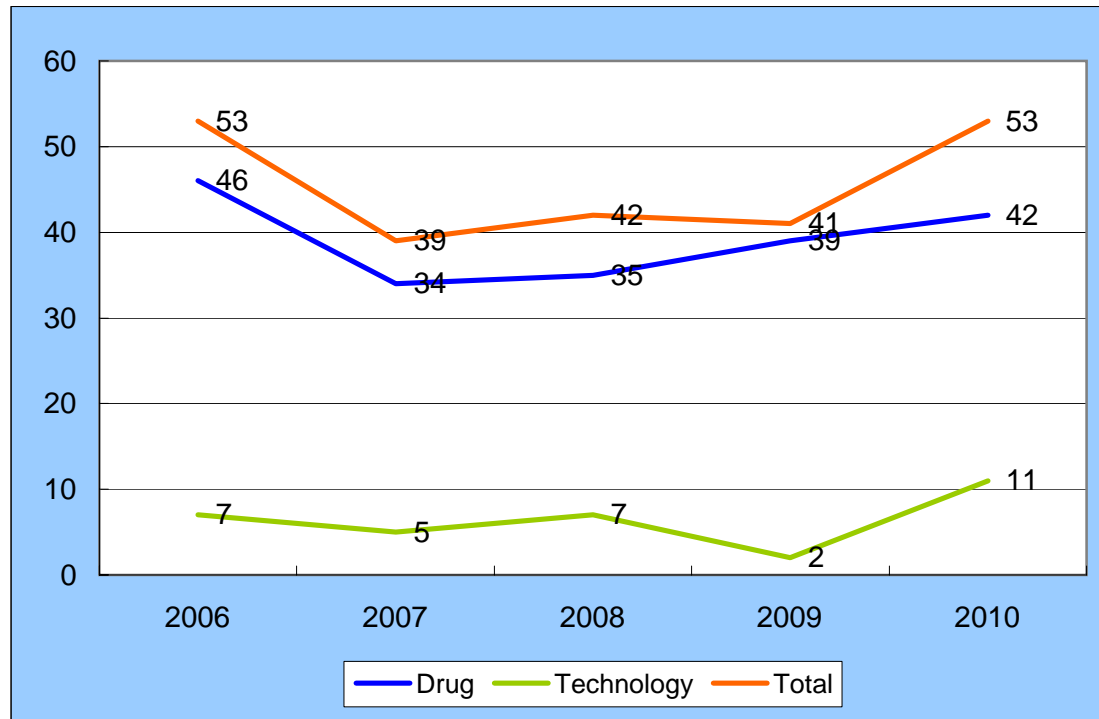
Trend of Partnering in Japan (2006-2010)

May 2011

Biolink International, Inc.

Partnering Total (2006-2010)

| | 2006 | 2007 | 2008 | 2009 | 2010 |
|------------|------|------|------|------|------|
| Drug | 46 | 34 | 35 | 39 | 42 |
| Technology | 7 | 5 | 7 | 2 | 11 |
| Total | 53 | 39 | 42 | 41 | 53 |



Compiled by Biolink International, Inc.

Partnering in 2010

| | Total | 1Q | 2Q | 3Q | 4Q |
|----------------------|-------|----|----|----|----|
| Drug Total | 42 | 5 | 12 | 10 | 15 |
| Licensing to Japan | 31 | 5 | 9 | 8 | 9 |
| Licensing from Japan | 11 | 0 | 3 | 2 | 6 |
| Technology Total | 11 | 1 | 1 | 2 | 7 |
| Licensing to Japan | 7 | 1 | 0 | 1 | 5 |
| Licensing from Japan | 4 | 0 | 1 | 1 | 2 |
| Total | 53 | 6 | 13 | 12 | 22 |
| Licensing to Japan | 38 | 6 | 9 | 9 | 14 |
| Licensing from Japan | 15 | 0 | 4 | 3 | 8 |

Compiled by Biolink International, Inc.

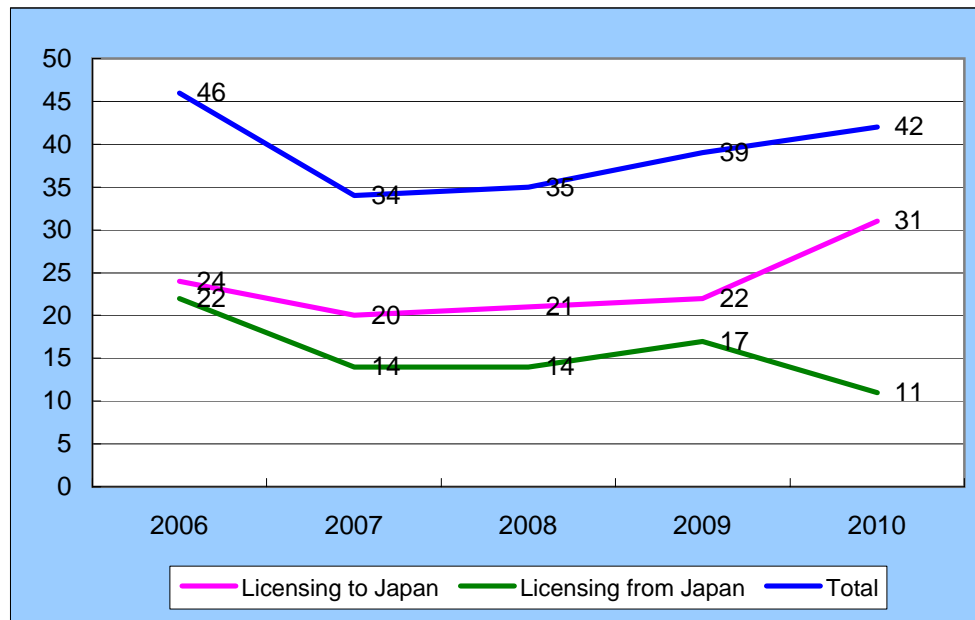
Breakdown by Therapeutic Group in 2010

| | Ranking | 2010 | |
|----|-----------------------------------|-------------------------|-------|
| | | No. of In/Out-Licensing | % |
| 1 | Cancer & Cancer Relates | 7 | 16.7 |
| 2 | Infection, HIV | 5 | 11.9 |
| 3 | Ophthalmologic Disease | 4 | 9.5 |
| 4 | Kidney, Urinary Disease | 4 | 9.5 |
| 5 | Alzheimer, CNS Disease | 4 | 9.5 |
| 6 | Hyperlipemia, Hematologic Disease | 3 | 7.1 |
| 7 | Cardiovascular Disease | 2 | 4.8 |
| 8 | Digestive Disease | 2 | 4.8 |
| 9 | Psychiatric Disease | 2 | 4.8 |
| 10 | Immunology | 2 | 4.8 |
| | Others | 7 | 16.7 |
| | Total | 42 | 100.0 |

Complied by Biolink International, Inc.

Drug Partnering Total (2006-2010)

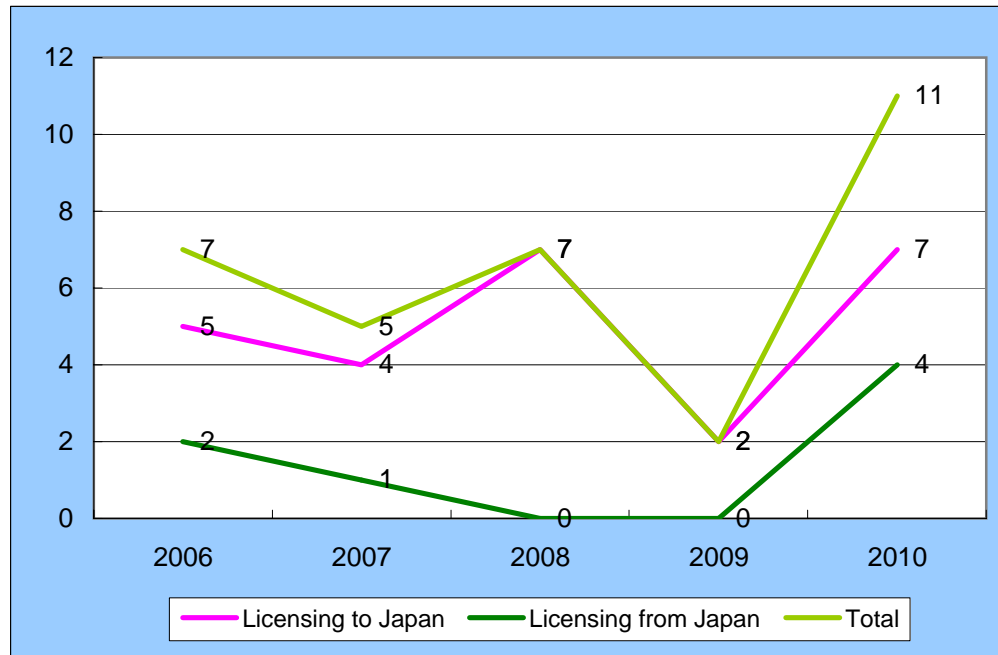
| | 2006 | 2007 | 2008 | 2009 | 2010 |
|----------------------|------|------|------|------|------|
| Licensing to Japan | 24 | 20 | 21 | 22 | 31 |
| Licensing from Japan | 22 | 14 | 14 | 17 | 11 |
| Total | 46 | 34 | 35 | 39 | 42 |



Compiled by Biolink International, Inc.

Technology License Total (2006-2010)

| | 2006 | 2007 | 2008 | 2009 | 2010 |
|----------------------|------|------|------|------|------|
| Licensing to Japan | 5 | 4 | 7 | 2 | 7 |
| Licensing from Japan | 2 | 1 | 0 | 0 | 4 |
| Total | 7 | 5 | 7 | 2 | 11 |



Compiled by Biolink International, Inc.

Licensing to Japan by Therapeutic Group (2006-2010)

| Ranking by 2010 | | 2010 | | 2009 | | 2008 | | 2007 | | 2006 | |
|-----------------|-----------------------------------|---------------------|-------|---------------------|-------|---------------------|-------|---------------------|-------|---------------------|-------|
| | | No. of In-Licensing | % | No. of In-Licensing | % | No. of In-Licensing | % | No. of In-Licensing | % | No. of In-Licensing | % |
| 1 | Cancer & Cancer Relates | 7 | 22.6 | 7 | 31.8 | 3 | 14.3 | 4 | 20.0 | 7 | 29.2 |
| 2 | Infection, HIV | 3 | 9.7 | 2 | 9.1 | 1 | 4.8 | 1 | 5.0 | 2 | 8.3 |
| 3 | Kidney, Urinary Disease | 3 | 9.7 | 0 | 0.0 | 0 | 0.0 | 0 | 0.0 | 1 | 4.2 |
| 4 | Alzheimer, CNS Disease | 2 | 6.5 | 2 | 9.1 | 2 | 9.5 | 3 | 15.0 | 0 | 0.0 |
| 5 | Psychiatric Disease | 2 | 6.5 | 1 | 4.5 | 2 | 9.5 | 2 | 10.0 | 1 | 4.2 |
| 6 | Hyperlipemia, Hematologic Disease | 2 | 6.5 | 0 | 0.0 | 0 | 0.0 | 1 | 5.0 | 4 | 16.7 |
| 7 | Cardiovascular Disease | 2 | 6.5 | 0 | 0.0 | 0 | 0.0 | 1 | 5.0 | 1 | 4.2 |
| | Others | 10 | 32.3 | 10 | 45.5 | 13 | 61.9 | 8 | 40.0 | 8 | 33.3 |
| | Total | 31 | 100.0 | 22 | 100.0 | 21 | 100.0 | 20 | 100.0 | 24 | 100.0 |

Compiled by Biolink International, Inc.

Licensing from Japan by Therapeutic Group (2006-2010)

| Ranking by 2010 | 2010 | | 2009 | | 2008 | | 2007 | | 2006 | |
|-------------------------------------|----------------------|-------|----------------------|-------|----------------------|-------|----------------------|-------|----------------------|-------|
| | No. of Out-Licensing | % | No. of Out-Licensing | % | No. of Out-Licensing | % | No. of Out-Licensing | % | No. of Out-Licensing | % |
| 1 Ophthalmologic Disease | 3 | 27.3 | 0 | 0.0 | 0 | 0.0 | 0 | 0.0 | 0 | 0.0 |
| 2 Infection, HIV | 2 | 18.2 | 3 | 17.6 | 0 | 0.0 | 2 | 14.3 | 3 | 13.6 |
| 3 Alzheimer, CNS | 2 | 18.2 | 0 | 0.0 | 1 | 7.1 | 0 | 0.0 | 0 | 0.0 |
| 4 Hyperlipemia, Hematologic Disease | 1 | 9.1 | 0 | 0.0 | 0 | 0.0 | 0 | 0.0 | 0 | 0.0 |
| 5 Digestive Disease | 1 | 9.1 | 0 | 0.0 | 1 | 7.1 | 0 | 0.0 | 2 | 9.1 |
| 6 Kidney, Urinary Disease | 1 | 9.1 | 4 | 23.5 | 0 | 0.0 | 0 | 0.0 | 0 | 0.0 |
| 7 Immunology | 1 | 9.1 | 1 | 5.9 | 1 | 7.1 | 2 | 14.3 | 1 | 4.5 |
| Others | 0 | 0.0 | 9 | 52.9 | 11 | 78.6 | 10 | 71.4 | 16 | 72.7 |
| Total | 11 | 100.0 | 17 | 100.0 | 14 | 100.0 | 14 | 100.0 | 22 | 100.0 |

Compiled by Biolink International, Inc.

Number of Partnering Deals by Company (2010)

| | Total | Drug | | Technology | |
|--------------------|-------|---------------------|----------------------|---------------------|----------------------|
| | | No. of In-Licensing | No. of Out-Licensing | No. of In-Licensing | No. of Out-Licensing |
| Total | 54 | 32 | 11 | 7 | 4 |
| Kyowahakko Kirin | 6 | 1 | 2 | 0 | 3 |
| Astellas | 5 | 3 | 0 | 2 | 0 |
| Eisai | 5 | 3 | 1 | 1 | 0 |
| Takeda | 5 | 4 | 0 | 1 | 0 |
| Ono | 4 | 3 | 0 | 1 | 0 |
| Nippon Kayaku | 4 | 3 | 1 | 0 | 0 |
| Nippon Shinyaku | 3 | 3 | 0 | 0 | 0 |
| Shionogi | 3 | 2 | 1 | 0 | 0 |
| Asahi Kasei Pharma | 2 | 1 | 1 | 0 | 0 |
| Asuka | 2 | 1 | 1 | 0 | 0 |
| Kissei | 2 | 2 | 0 | 0 | 0 |
| Mochida | 2 | 2 | 0 | 0 | 0 |
| Otsuka | 2 | 1 | 1 | 0 | 0 |
| Tanabe Mitsubishi | 2 | 0 | 1 | 1 | 0 |
| Chugai | 1 | 1 | 0 | 0 | 0 |
| Daiichi Sankyo | 1 | 0 | 0 | 1 | 0 |
| Dainippon Sumitomo | 1 | 1 | 0 | 0 | 0 |
| Kyorin | 1 | 0 | 1 | 0 | 0 |
| Santen | 1 | 1 | 0 | 0 | 0 |
| Teijin Pharma | 1 | 0 | 1 | 0 | 0 |
| Toray | 1 | 0 | 0 | 0 | 1 |

(Includes research collaborations)